



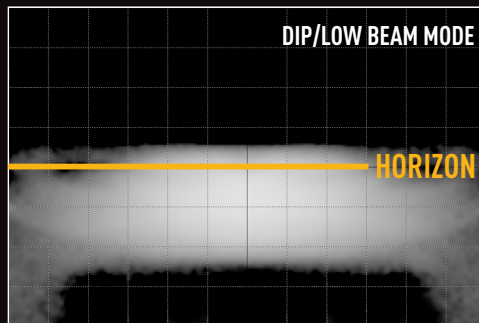
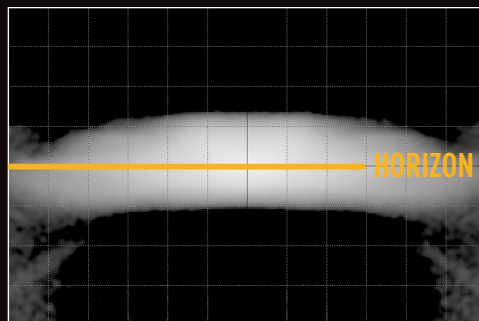
# CARBON-2 DRIVE

THE LATEST GENERATION OF CARBON-2 LED DRIVING LIGHTS REFLECTS YEARS OF DEVELOPMENT AND TESTING IN TOP-LEVEL RALLY, TRACK, AND OFF-ROAD MOTORSPORT. REDESIGNED FOR MORE LIGHT, LESS WEIGHT, AND ENHANCED FUNCTIONALITY—NOW WITH UNECE REG 149 APPROVAL.

Carbon-2 DRIVE delivers 1 lux at 265m (per lamp) with a 60° left/right spread. The High beam mode is compliant with DOT/SAE, with an additional dip/low beam setting that angles the beam lower to reduce glare. Each lamp weighs just 0.42lbs and features a high-strength, heat-resistant PC-ABS housing with a CAE-optimized anodized aluminum heat sink for optimal thermal and lighting performance.

Designed, engineered, and manufactured in the UK, Carbon-2 upholds Triple-R's uncompromising standards in components and build quality. Optional lens covers, including black and white variants, are also available for added daytime protection.

## BEAM DISTRIBUTION (HORIZONTAL: 32° / VERTICAL: 12°)

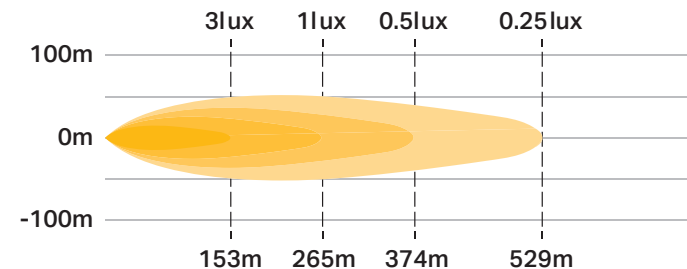


## BEAM PATTERN





## PHOTOMETRICS



DOT/SAE Compliant.

## KEY FEATURES

- Ultra-lightweight, PC-ABS material housing.
- Combination of premium-bin, high intensity LEDs.
- Low/dipped beam mode, to prevent glare off road signs during road stage events.
- DOT/SAE compliant driving light.
- CAE-optimised heatsink requires minimal airflow to maintain 100% light output.
- Dynamic drive modulation preserves electronic components in adverse conditions.
- Low profile, edge-to-edge design for improved aerodynamic performance.
- Lamp features a built-in DT04-4P Deutsch Connector (gold plated solid DT contacts).
- Vehicle side connector, plus 150mm cable length supplied with each lamp.
- 'Unbreakable' polycarbonate lens.
- IP68 watertight.
- 5 Year warranty,
- Designed & manufactured in the UK.

## SPECIFICATIONS

WEIGHT (LBS)	0.42
VOLTAGE RANGE	10V-32V
RAW LUMENS (BOOST MODE)	3,120
TOTAL DRIVER 'FOV' FLUX (BOOST MODE)	1,836
HIGH BEAM COLOUR TEMP	5000K
DIP BEAM COLOUR	WHITE
POWER CONSUMPTION (BOOST MODE)	29 WATTS
PEAK CURRENT DRAW (BOOST MODE)	2.6 AMPS
CURRENT DRAW (14.4V) (BOOST MODE)	2.1 AMPS
CONNECTOR	4-PIN DEUTSCH DT (+15CM CABLE)

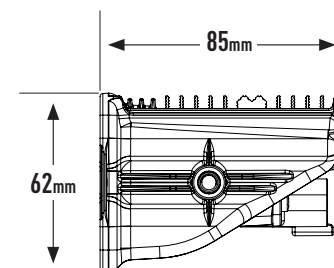
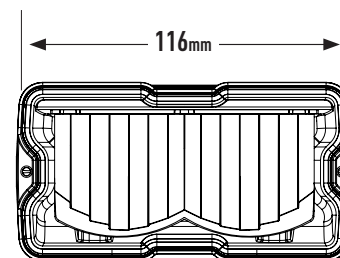
## CERTIFICATION

HIGH BEAM	DOT/SAE (DRIVING LIGHT)
IP RATING	IP68

Please refer to the lamps' product page downloads section for the DOT/SAE compliance reports.

The backlight and Dip beam function is not DOT/SAE Compliant, and should be used off-road and/or where local laws allow.

## LAMP DIMENSIONS




Mounting kits also available - Side Bracket Kit (1117K) and U-Shaped Bracket Kit (1148K).

Lamp features a built-in DT04-4P Deutsch DT Connector (Gold plated solid DT contacts).



- Pin 1: Red (1mm<sup>2</sup>) - Dip / Low Beam (+V)  
 Pin 2: Black (1mm<sup>2</sup>) - Negative (-V)  
 Pin 3: Grey (1mm<sup>2</sup>) - High Beam (+V)  
 Pin 4: Yellow (1mm<sup>2</sup>) - Not Used



Vehicle side will require a DT06-4S Deutsch Connector.