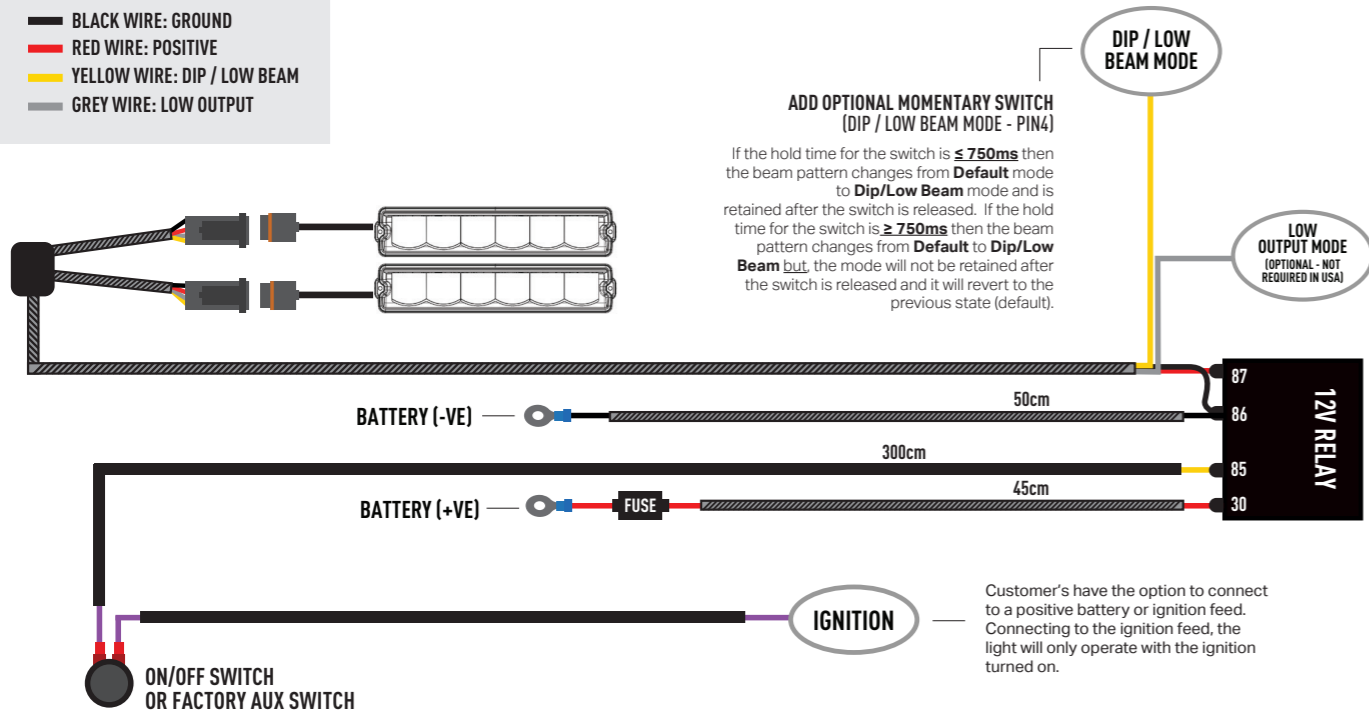


ELECTRICAL CONNECTION

Please disconnect the vehicle battery before installing or servicing your LED light. If in doubt, it is recommended to use the services of a professional installer. It is recommended to use the available corresponding Triple-R wiring kit for your product. If utilizing existing (non Triple-R) wiring, make sure to use the appropriate wire gauge and fusing in line with your lights.

CARBON-6 (2L-DT4-235)

- BLACK WIRE: GROUND
- RED WIRE: POSITIVE
- YELLOW WIRE: DIP / LOW BEAM
- GREY WIRE: LOW OUTPUT



TRIPLE-R
HIGH PERFORMANCE LIGHTING

A LAZER LAMPS COMPANY

FORD F-150 RAPTOR (2024+) GRILLE KIT

FITTING INSTRUCTIONS



TRIPLE-R
HIGH PERFORMANCE LIGHTING

WWW.TRIPLE-R-LIGHTS.COM

We appreciate your purchase of a Triple-R Lights' product, and value your feedback. If you would like to leave feedback on your Triple-R experience, please head to the relevant product page on our website www.triple-r-lights.com.

technical@triple-r-lights.com

Triple-R Lights LLC, 600 North Bullard Avenue,
Suite 6, Goodyear, AZ 85338
UNITED STATES

 UK BUILT | US DRIVEN    /TRIPLERLIGHTS

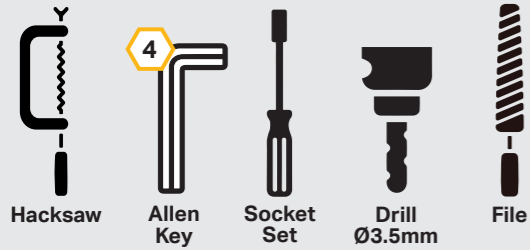
WHAT'S INCLUDED

- 4x Grille Mounting Brackets
- 4x Cutting Guides
- Anti-Theft Fasteners & Key
- Fitting Instructions

Additionally - Kit Includes:


- 2x Carbon-6 LED Lightbar
- 1x Two-Lamp Wiring Kit

TOOLS REQUIRED



TORQUE VALUES

The code is written on the inside of each bracket.



INSTALLATION PROCESS - Install should be completed with the grille left on the vehicle.

